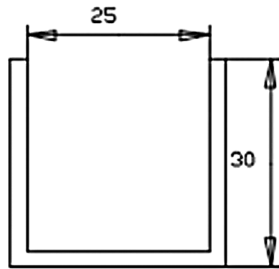


Gleichschenklige

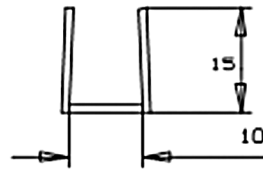
Equal angle

U-Profile

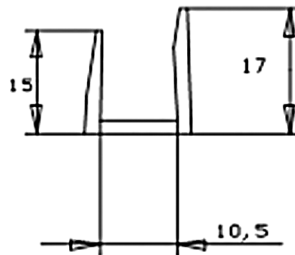
channel sections



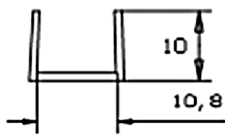
539



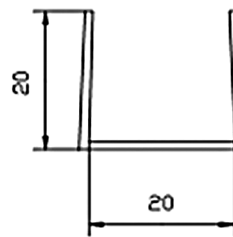
260



273



274

















259

Gleichschenklige

Equal angle

U-Profile

channel sections

Art.-Nr. Cat. - No.	U-Profile Channel sections	Packung / lfm. Package / mtr.	Ausführung Execution	Lieferung Delivery
539	U = 25 / L = 30	60		
260	U = 10 / L = 15	60		
273	U = 10,5 / L = 15	60		
273	U = 10,5 / L = 15	60		
274	U = 10,8 / L = 10	60		
274	U = 10,8 / L = 10	60		
259	U = 20 / L = 20	60		

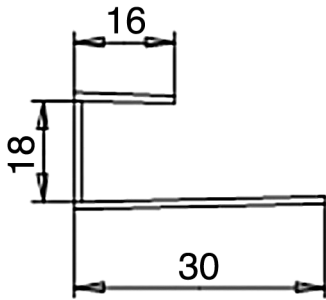
U = Aufnahmemaß in mm / U = locating dimension in mm
L = Schenkellänge in mm / L = flange length in mm

Ungleichschenklige

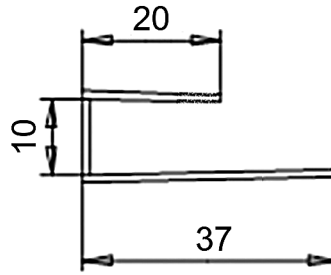
Unequal angle

U-Profile

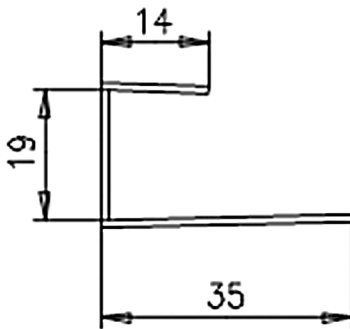
channel sections



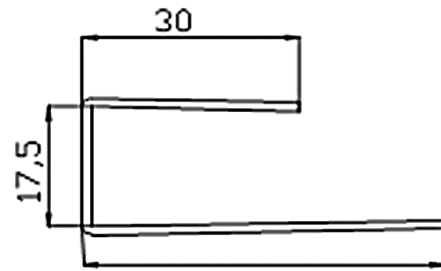
246




374



254



821



Art. 821

Ungleichschenklige

Unequal angle

U-Profile

channel sections

Art.-Nr. Cat. - No.	U-Profile Channel sections	Packung / lfm. Package / mtr.	Ausführung Execution	Lieferung Delivery
246	U = 15 / L = 14/35	60	<input type="radio"/>	
254	U = 19 / L = 14/35	60	<input type="radio"/>	
374	U = 10 / L = 20/37	60	<input type="radio"/>	
821	U = 17,5 / L = 30 /50	60	<input type="radio"/>	
821	U = 17,5 / L = 30 /50	30	<input checked="" type="radio"/>	

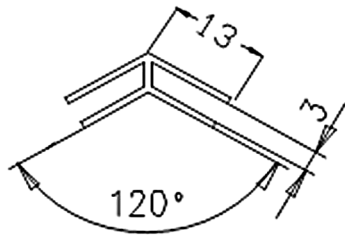
U = Aufnahmemaß in mm / U = locating dimension in mm
L = Schenkellänge in mm / L = flange length in mm

Verbinder und Winkelaufnahmen

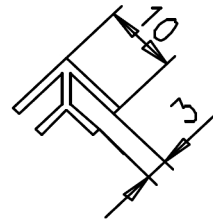
Connectors and corner connectors

für Verkleidungsplatten

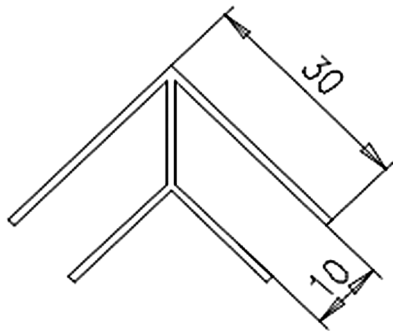
for facing panels



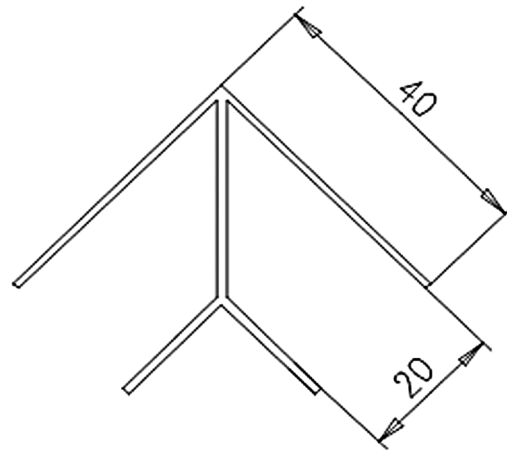
293



271



265











266

Verbinder und Winkelaufnahmen

Connectors and corner connectors

für Verkleidungsplatten

for facing panels

Art.-Nr. Cat. - No.	U-Profile Edge profile	Packung / lfm. Package / mtr.	Ausführung Execution	Lieferung Delivery
293	WE 120° U = 3 / L = 13	60		
265	WE 90° U = 10 / L = 30	60		
266	WE 90° U = 20 / L = 40	60		
271	WE 120° U = 3 / L = 10	60		

WE = Winkeleinfassung / angle edges

WA = Winkelanschluss / angle connection

U = Aufnahmemaß in mm / locating dimension in mm

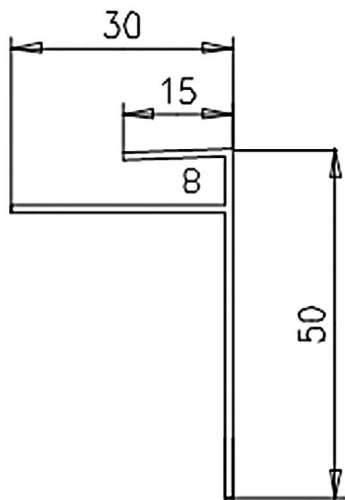
L = Schenkellänge in mm / flange length in mm

Verbinder und Winkelaufnahmen

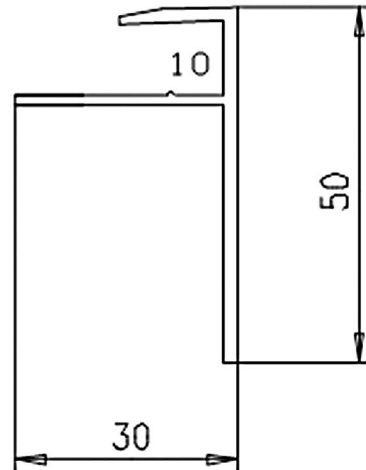
Connectors and corner connectors

für Verkleidungsplatten

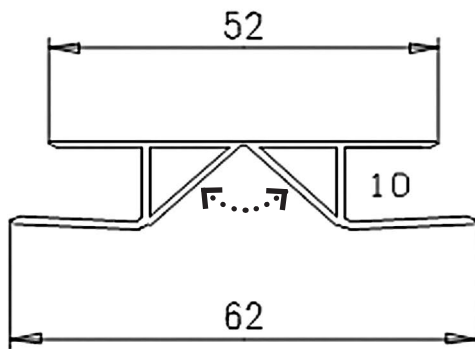
for facing panels



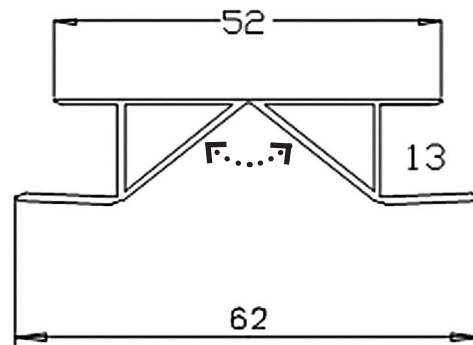
245



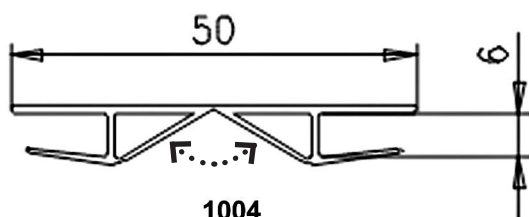
272



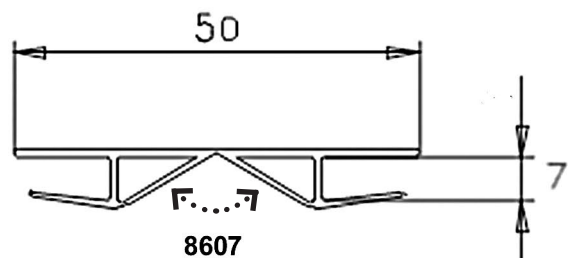
8600



8613



1004

















8607

Verbinder und Winkelaufnahmen

Connectors and corner connectors

für Verkleidungsplatten

for facing panels

Art.-Nr. Cat. - No.	U-Profile Edge profile	Packung / lfm. Package / mtr.	Ausführung Execution	Lieferung Delivery
245	WA 90° U = 8 / L = 30/50	60		
272	WA 90° U = 10 / L = 30/50	60		
8600	WA 75-180° U = 10 / L = 52	60		
8613	WA 75-180° U = 13 / L = 52	60		
8607	WA 75-180° U = 7 / L = 50	60		
1004	WA 75-180° U = 6 / L=50	60		
1004	WA 75-180° U = 6 / L=50	30		

WA = Winkelanschluss / angle connection

U = Aufnahmemaß in mm / locating dimension in mm

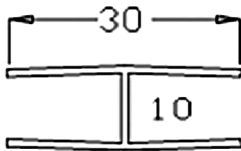
L = Schenkellänge in mm / flange length in mm

H-Kopplungen

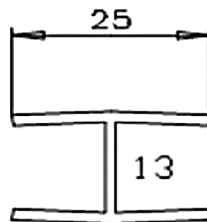
H connectors

für Verkleidungsplatten

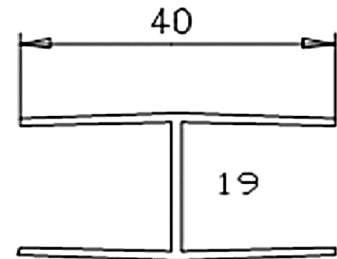
for facing panels



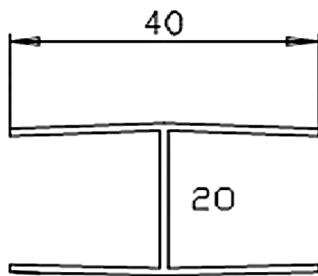
261



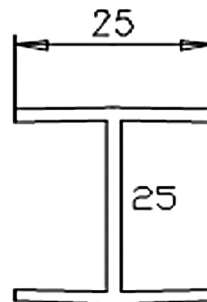
283



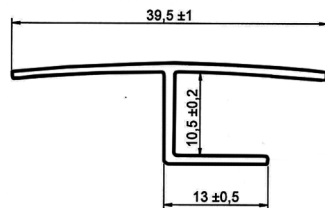
281



262



284















392

H-Kopplungen

H connectors

für Verkleidungsplatten

for facing panels

Art.-Nr. Cat. - No.	U-Profile Edge profile	Packung / lfm. Package / mtr.	Ausführung Execution	Lieferung Delivery
261	U = 10 / L = 30	60		
283	U = 13 / L = 25	60		
281	U = 19 / L = 40	60		
262	U = 20 / L = 40	60		
284	U = 25 / L = 25	60		
392	U = 10 / L = 40	60		

Einfassprofile

Edges profiles

Anwendungsbeispiel

Example

